

Win an Epoxy Cutting Board this Christmas

I can win an epoxy cutting board this Christmas?! Awesome. That's one of the best gifts I could have this season.

As thanks to all of you guys supporting our business, Epoxy Flooring Brisbane has come up with a competition to gift an epoxy cutting board prize to a lucky winner. Make sure to follow our social pages – Facebook, Twitter, and Instagram to know more about this.



Check the live draw date in Facebook on December 31

Win

**1 of 3 Epoxy Cutting/Cheese Board
This Festive Season**

Terms and Conditions:

1. To join you simply need to [like](#) our [Facebook page](#) > @epoxyflooringsydney
2. [Comment](#) to this [Facebook post](#).
3. [Share this post](#) to your wall.
4. [Comment](#) to the [blog](#) in our website. > (check caption link), to have an additional entry.

(Note: For Australia Only)

epoxy
FLOORING SYDNEY
<https://epoxysydney.com.au/>

Built to give you years of enjoyment

Bring the beauty of art into your own kitchen
with wooden epoxy boards

This festive season Epoxy Flooring Brisbane is creating a unique handmade design on wooden cutting boards featuring stunning resin art.

Inspired by colours, we can create any design that can capture the essence of natural landscapes. From ocean-like blues to cloud-like magenta swirls, Epoxy Flooring Brisbane uses a variety of resin hues that beautifully merge together to create vibrant fusions of colour and pattern.

If you are fascinated and mesmerized by the sky and light, Epoxy Flooring Brisbane aims to create artworks that capture the awe-inspiring emotion that a dramatic landscape evokes.

This board is suitable as a nibble for 2 or a grazing platter when you're next entertaining, and this resin art decorated boards will delight the young and old. Check the pics below.

The handle area of your board is carefully decorated with resin art in the colours of your choice. Epoxy Flooring Brisbane can also create a matching cheese knife and coasters for the ultimate set. Add a wow factor to your next grazing board.

What can these boards use for?

You can either pile them high with fruit, cheese, crackers, cold meat and nuts – these resin arts serving boards are sure to steal centre stage.

In addition, these serving boards will make the excellent and perfect gift for a foodie friend, a milestone birthday, wedding Mother's day or father's day Christmas, corporate events, spas, Hotels, Restaurants or a housewarming. All of them now can also be customised. Choose the shape and colours of your choice and add a matching knife to make a beautiful set.

Materials Used to create the wooden epoxy board

- Thick set Epoxy
 - Pigments
 - Tuck Tape
 - Micromesh Pad
 - Mineral Oil
-

Time taken to produce the board.


It takes 2 to 3 days to complete the board. Before the


nontoxic epoxy is applied to the board, tapes are stretched across the board to create a clean line and protect the rest of the wood with cling film. Colours are then poured onto the exposed area, where chemical reaction causes the colours to mix together in abstract patterns. Once complete, each board is left to dry for around 24 hours.

Once the resin becomes sticky to smooth and shiny, the resulting surface is extremely versatile and hard-wearing. And with multiple shapes and sizes, the board can be used to chop and prepare food, serve bread and cheese, or just add contemporary flair to your kitchen! Check these images out. Be excited that one of you guys can win this.











This stunning piece of functional art has been created on a wooden board with resin river-like colors running from the edges of the board. This classy combination of colour is a great addition to any home. Epoxy Flooring Brisbane promises that you will not be disappointed with this product.


The Epoxy board design can also be applied to the floor, kitchen countertop/benchtop, bar, nightclubs, dining tables, coffee tables etc. It can also give a unique look and will take centre stage at any gathering or special occasion. To top it all, the board is also easy to maintain.

Also Read: [Is Epoxy Flooring Good For Homes?](#)

An extraordinary smooth as glass finish for every board. You have to feel it to believe it.

All serving boards are pre-seasoned with mineral oil board conditioner. Therefore ready to use when you receive it.







Every kitchen needs a serving board. Doesn't yours deserve a beautiful, functional piece of kitchen art that can be left

out and displayed!

NOTE

Although all boards are constructed with the exact stated woods, the wood grain and colours may vary throughout, due to the uniqueness of all-natural woods. There may be natural imperfections in the wood, but this is the nature of the product and is not a defect. Nevertheless, here are some instructions on keeping your epoxy cutting board beautiful and maintained.

Instruction to keep the board beautiful

To clean

- Hand wash & dry after each use with warm soapy water & dry thoroughly.
-

To keep the grain looking new

- Occasionally rub down with a food-safe sealant.
- Keep out of direct sunlight for long periods of time.
- Do not put in dishwasher.
- Do not submerge or soak in water.

To disinfect

Cut a lemon wedge and rub it lightly in circular motion over board. Or, spray with 1/2 water 1/2 vinegar, wipe down with a damp cloth, let sit until completely dry & re-apply mineral oil or another sealant.

So is epoxy food safe?

Epoxy has become extremely popular for items found in the kitchen it's important to use a good brand of epoxy and Epoxy Flooring Brisbane ensures to use of good quality materials and cures all epoxy properly.

So

does your kitchen, restaurant, bar, or a friend needs a customised board?

If so, contact Epoxy Flooring Brisbane and our hard-working team can help you do something amazing.

Why choose us?

Epoxy Flooring Brisbane will provide you with an instant quote with a comparative rate. We are fully insured. And in

addition, we ensure the safety of both our staff and the client. Our staff works 24 hours around the clock to ensure projects completed on time maintaining quality. Epoxy Flooring Brisbane uses high-quality material and can complete any project either large or small. We go the extra mile and promise that we get you more from your floor.

Discover the best way with the right people

If you want your project completed on time, of the highest standard, and by Epoxy professionals, enquire now with Darius Soltani. We promise that we will not let you down. Design your floors with our affordable epoxy flooring services.

Call us on 1300 321433 or +61 424436640.

Email us on info@epoxybrisbane.com.au or go to our contact us page.

Win the competition and design your home with epoxy cutting board this Christmas.

What are you waiting for, you can have one of these so join now! Check our Facebook page for more updates. Win an epoxy cutting board this Christmas.

Update!!! We now have a winner! Congratulations everyone.

Finally, today is the day! Woohoo! Let us now draw the winners.

We are now announcing the winners of our #epoxy cutting board contest. We'd like to say a big thanks to everyone for participating.

Epoxy Flooring Brisbane finally announced the winners! Yey!
And now would like to congratulate the following winners

- A. Winner #1 Ash Kumar**
- B. Winner #2 Nicole Asencio**
- C. Winner #3 Daniel Simone**

Please contact us so you can receive your prize. Congratulations! And thanks for participating, look out for more prizes in the near future. Epoxy Flooring Brisbane, we will get you more from your floors. Cheers!